





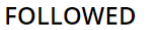

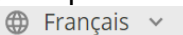



Reliable, evidence-based practice information: tips for proper use of DynaMed

[DynaMed](#) is a point-of-care tool available to you for making clinical decisions. The content is collected and written by a team of international top physicians and specialists. They synthesized available evidence and provide objective analysis and transparent details to assist in the clinical decision-making process. DynaMed was voted best Point-of-Care tool in the Clinical Decision Support category in the [2022 Best in KLAS: Software and Services Report](#) in February 2021 & 2022. [KLAS](#) is a research organisation specialising in tracking and reporting the performance of vendors such as Wolters Kluwer, Elsevier and EBSCO to the medical industry.


How do you make the best use of DynaMed?

1. Create a [personal account](#). The advantage is that you can set personal notifications on topics and themes. This way you get [current updates](#), you can [follow topics](#) and filter on updates.
2. Within the institution, go to www.dynamed.com, click on , complete the form once.
3. Use your new login details for any device (PC, laptop, smartphone, tablet) and . The DynaMed website works well on any smartphone. The advantage over the DynaMed app is that no downloads are required. See [How to Add a Website Shortcut to Your iPhone/iPad Home Screen](#).
4. Topics can be [printed](#), [followed](#), [cited](#) and [shared](#) respectively by clicking on the icons next to your search result:    
5. As soon as at least 1 topic is followed, these 2 tabs appear   in your personal DynaMed page.
6. Search in French; select  Français  enter your search term.

Access DynaMed on your smartphone via an app

1. Go to the iOS App Store or Google Play Store. Search for DynaMed.
2. [Download the app](#). Sign in with your [personal account](#).
3. Choose whether you want to download the content (with or without images) or if you only want online access. *Note: It is recommended that you are connected to a wireless network when downloading content for the first time.*

Use the FEEDBACK option in DynaMed

In DynaMed there is the possibility to ask the EBSCO editors via the  button to add certain topics or themes. The DynaMed-team will investigate if this is possible and send you a response.

Additional DynaMed instructional videos

[DynaMed - Tutorial](#) (3:39)

[Advance Your DynaMed Search Skills: Tips and Tricks to Find Answers Even Faster](#) (3:18)

[DynaMed - Creating a Personal User Account - Tutorial](#) (1:20)

[Following Topics in DynaMed - Tutorial](#) (1:29)

[DynaMed: Transforming Clinical Decision Support](#) (50:41)

[DynaMed Mobile App - Tutorial](#) (4:34)